

Improve your fleet efficiency and productivity



Introduction to Bekaert

Bekaert is a global leader in steel wire transformation and coating technologies. With more than 140 years of innovation and expertise, we shape the way people live and move – creating safe, smart and sustainable solutions for a better tomorrow. We join forces with our customers, partners and employees to establish the new possible.

Our focus is clear: to be the leading partner for industries that demand excellence. We operate with an extensive global manufacturing footprint and a highly skilled workforce working with purpose – co-creating solutions that make a lasting impact. We bring creative thinking, technical mastery, and relentless dedication to solving the toughest industrial challenges.

As part of Bekaert, Bridon® Steel Wire Ropes combines legacy craftsmanship with cutting-edge innovation. We're not just preserving history; we're building the future – a future driven by progress, trust and performance in every application.





Our legacy strengths

Stronger together

For over two centuries, Bridon® has been a name synonymous with performance, reliability, and trust in mission-critical applications.



Now, as **Bridon® Steel Wire Ropes by Bekaert**, our legacy is amplified by global innovation, advanced research and a seamless supply chain. We combine deep rope-making knowledge with new technologies that raise the bar across industries.

Our brand is built on four legacy strengths:

-  Heritage in mission-critical rope manufacturing
-  Technology leadership and innovation
-  Deep understanding of market needs
-  Global presence with local expertise

These strengths remain the foundation of our promise: **Precision-engineered ropes, driving performance and productivity.**

Bekaert strengthens each of these dimensions, enhancing what made Bridon® exceptional and unlocking even greater value for customers. Together, we deliver more than ropes. We deliver results – backed by global expertise and a relentless pursuit of excellence.



Our Technologies

Starfish Polymer Technology

Starfish is an advanced polymer technology that offers exceptional rope performance by precisely controlling the strand positioning within the rope. This structured support further stabilises the rope geometry, reducing internal abrasion and enhancing load distribution.

Our premier product offering with polymer technology

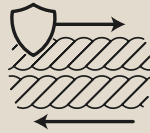


Advantages of Starfish polymer technology:



Locks in Lubrication

The polymer encapsulates the core, locking in the lubrication and ensuring consistent internal protection over time.



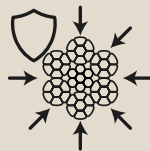
Reduces Internal Wear

The polymer layer also acts as a cushioning medium, minimising internal wire abrasion and reducing fretting fatigue.



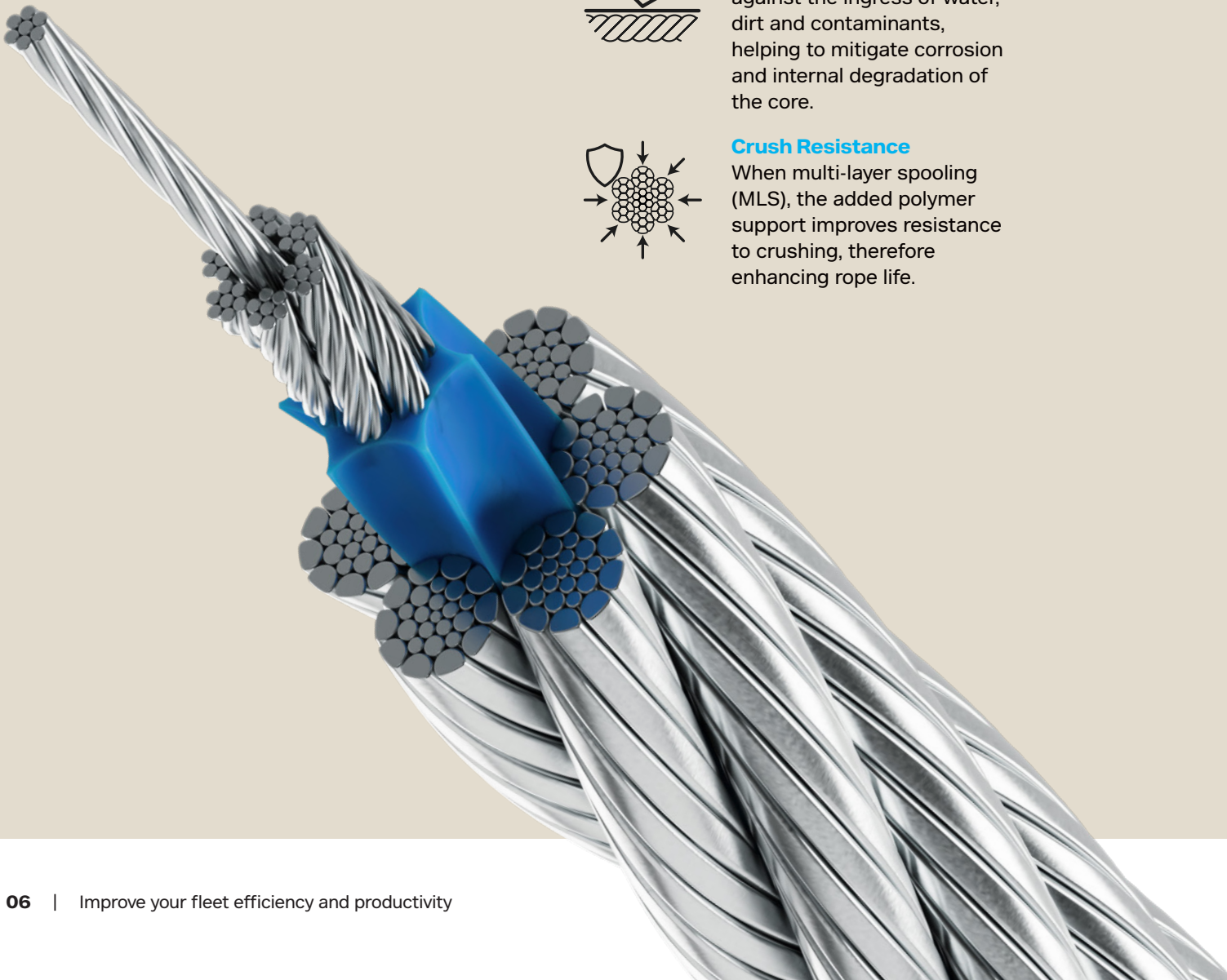
Ingress Protection

It forms an effective barrier against the ingress of water, dirt and contaminants, helping to mitigate corrosion and internal degradation of the core.



Crush Resistance

When multi-layer spooling (MLS), the added polymer support improves resistance to crushing, therefore enhancing rope life.

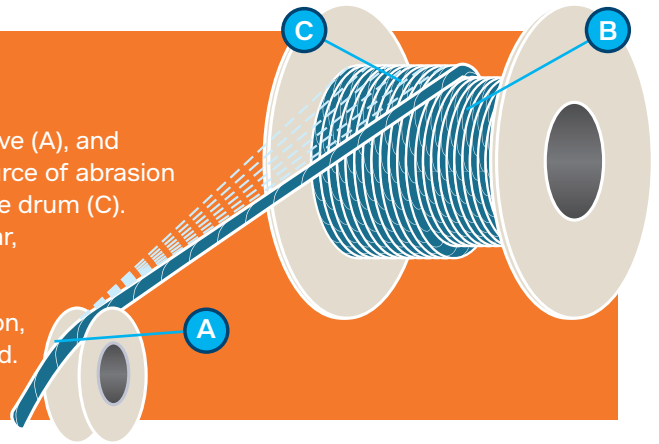


Dyform® Strand Compaction

Resistance to abrasive wear

Abrasive wear can occur between the rope and the sheave (A), and between the rope and the drum (B), but the greatest source of abrasion is often interference between adjacent rope wraps on the drum (C). This creates concentrated pressure and accelerated wear, particularly in multi-layer spooling (MLS) applications.

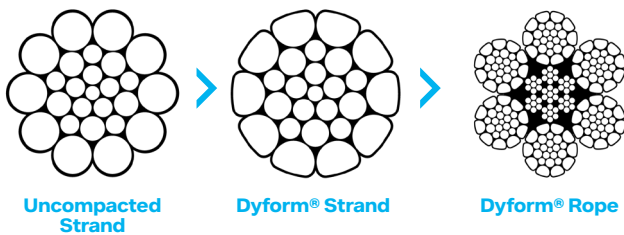
Where abrasion is a significant factor in rope deterioration, a rope with relatively large outer wires should be selected.



Dyform® Strand Compaction

Dyform® ropes use compacted outer strands to increase the metallic cross-section area and create a smoother rope surface. This improves contact between the rope, sheave and drum, reducing external wear and lowering internal stress within the rope. The Dyform® compacted strands also have larger outer wires, compared to non-compacted strands.


The result is improved abrasion resistance, reduced sheave wear and longer bending fatigue life.



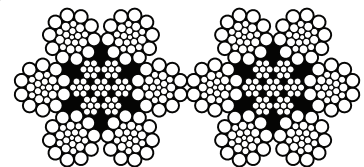
MAX-Technology

MAX-Technology takes the benefits of Dyform® further by compacting both the strands and the final rope. This creates an even smoother rope profile with greater metallic cross-section and contact area.


In multi-layer spooling applications, this significantly reduces point loading and interference between adjacent drum wraps, providing superior abrasion resistance and even longer service life.




Standard Rope: Point contact between adjacent drum wraps creates concentrated pressure and accelerated wear.



Dyform® Rope: Compacted outer strands increase the contact area between wraps, reducing abrasion and extending rope life.



Dyform® MAX-Technology Rope: Double compaction maximises the contact area between wraps, minimising point loading and delivering even longer rope life.




Crush resistance

In multi-layer spooling (MLS) applications, where multiple rope layers are present on the drum, Bridon® Steel Wire Ropes by Bekaert should be installed with a back tension between 5% and 10% of the rope's minimum breaking force. Insufficient tension, or high inter-layer pressure conditions, can lead to severe crushing of the lower rope layers, reducing rope life and performance.

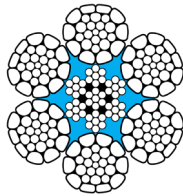
Product Selection



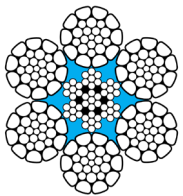
Trawl Warps



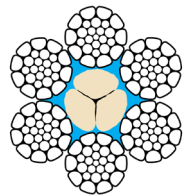
**Double Dyform®
Dyform® 6 MAX**



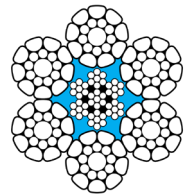
**Double Dyform® PI
Dyform® 6 PI MAX**



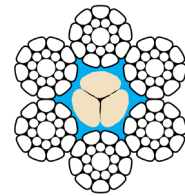
**Dyform® 6 Starfish
6x26WS IWRC**



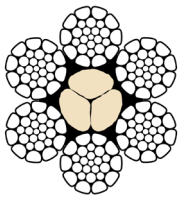
**Dyform® 6 Starfish
6x26WS Fibre Core**




**Dyform® 6 Starfish
6x19S IWRC**




**Dyform® 6 Starfish
6x19S Fibre Core**




**Dyform® 6
6x26WS Fibre Core**



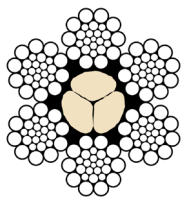
**Dyform® 6
6x26WS IWRC**



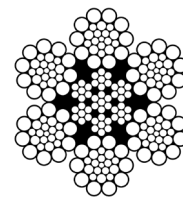
**Dyform® 6
6x19S Fibre Core**



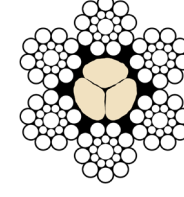
**Dyform® 6
6x19S IWRC**



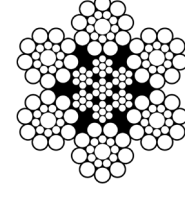
**SeaBeam
6x26WS Fibre Core**



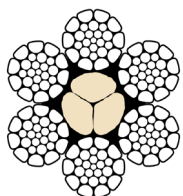
**SeaBeam
6x26WS IWRC**




**Marblue
6x19S IWRC**



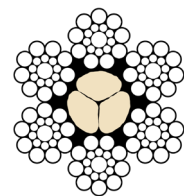
**Marblue
6x19S IWRC**



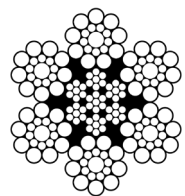
**Pacific Blue Plus
6x26WS Fibre Core**



**Pacific Blue Plus
6x26WS IWRC**



**Pacific Blue
6x19S Fibre Core**

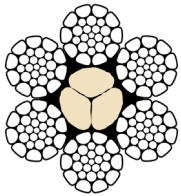


**Pacific Blue
6x19S IWRC**


Product Selection



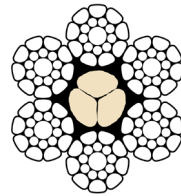
Purse Seining




Dyform® 6
6x26WS Fibre Core



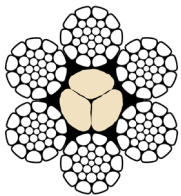
Dyform® 6
6x26WS IWRC




Dyform® 6 SeaPurse
6x19S Fibre Core



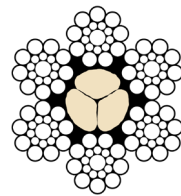
Dyform® 6 SeaPurse
6x19S IWRC



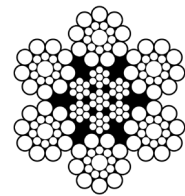
Pacific Blue Plus
6x26WS Fibre Core



Pacific Blue Plus
6x26WS IWRC



Pacific Blue
6x19S Fibre Core



Pacific Blue
6x19S IWRC



Ropes360® Services

Ropes Technology Centre

The Ropes Technology Centre is a world-leading centre of excellence for rope technology development, testing, analysis, and verification. The Ropes Technology Centre is equipped with unique equipment capable of testing steel/synthetic ropes and wires. With extensive forensic analysis laboratory facilities and specialists capable of conducting detailed forensic evaluation of new, retired or in-service rope samples, The Ropes Technology Centre is an integral part of the Ropes360® programme.



Installation

- | Expertise
- | Equipment hire
- | Warranty assurance
- | Support new technology



Inspection

- | Rope inspection
- | MRT/NDE



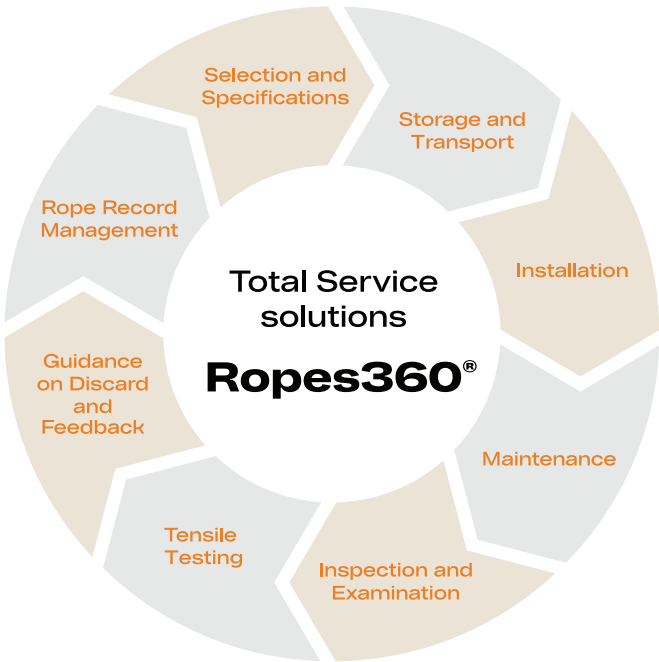
Maintenance

- | Re-lubrication
- | Aftermarket equipment and lubricant sales
- | Cut-back and termination



Rope Life Management

- | Safety
- | Manage downtime with planned maintenance
- | Rope lifecycle cost reductions
- | Value service offering



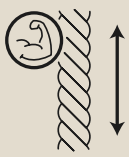
Products

Double Dyform®

Dyform® 6 MAX

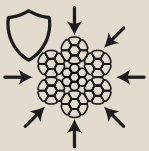
Double Dyform® utilises MAX-Technology, where both the outer strands and the final rope are compacted, thereby maximising the metallic cross-section area and providing an even greater rope to sheave contact area.

Advantages of MAX-Technology:



Higher Breaking Load

Maximised metallic cross-section increases breaking load for a given diameter, enabling greater capacity without increasing rope size.



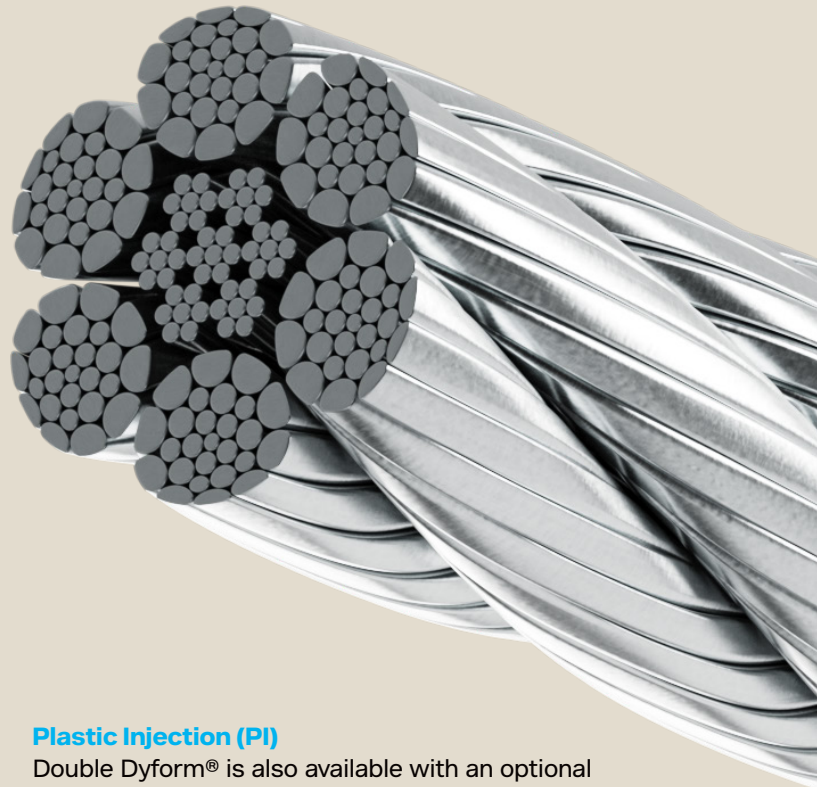
Superior Crush Resistance

The uniform structure resists deformation under high drum pressures, maintaining rope geometry and performance in multi-layer spooling (MLS) conditions.



Enhanced Wear Performance


The smoother outer surface minimises wear concentrations, extending service life in high-cycle, demanding applications.




Plastic Injection (PI)

Double Dyform® is also available with an optional Plastic Injection (PI) layer, which enhances rope durability by sealing the internal structure within a polymer layer. This locks in lubrication, reduces internal wear through cushioning, prevents ingress of contaminants, and improves resistance to crushing when multi-layer spooling (MLS).

Double Dyform® IWRC
6x26WS (10/5&5/5/1)



Double Dyform® IWRC PI
6x26WS (10/5&5/5/1)



Diameter mm	Weight kg/100m	Minimum breaking load	
		tonnes	kN
24	280.0	48.8	479
26	325.9	55.5	544
28	402.7	68.3	670
30	432.7	73.7	723
32	491.3	83.6	820
34	587.9	96.0	941
36	676.6	110.0	1079
38	696.6	119.0	1167
40	770.7	131.0	1285
42	846.2	147.0	1442
44	938.3	162.0	1589

These tables are for guidance purposes only with no guarantee or warranty (express or implied) as to its accuracy. The products described may be subject to change without notice, and should not be relied on without further advice from Bekaert. The cross section image is for reference only. Actual cross sections vary due to diameter. Visit www.ropes.bekaert.com for the most up-to-date information. All products are available with 'Zincal' or Bezinal 3000.

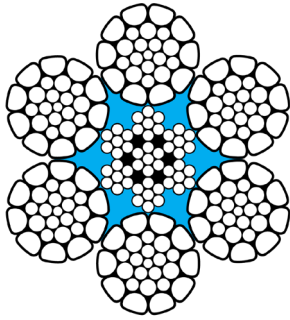
Products

Dyform[®] 6 Starfish



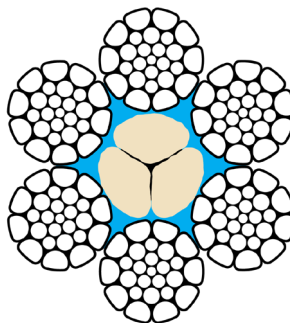
High strength and proven extended rope life - preventing core corrosion and maintaining design diameter.

6x26WS (10/5&5/5/1) IWRC



Diameter mm	Weight kg/100m	Minimum breaking load	
		tonnes	kN
20	183.0	29.8	292
22	216.6	36.0	353
24	254.7	42.9	420
26	307.2	50.3	493
28	351.7	58.4	572
30	403.8	67.0	657
32	461.1	76.2	748
34	527.2	86.0	844
36	599.4	96.5	946
38	661.1	107.5	1054
40	725.4	119.1	1168
42	799.3	131.3	1288
44	838.0	144.1	1413

6x26WS (10/5&5/5/1) FIBRE CORE



Diameter mm	Weight kg/100m	Minimum breaking load	
		tonnes	kN
20	159.7	26.7	262
22	191.7	32.3	317
24	224.8	38.5	377
26	271.5	45.1	443
28	317.4	52.4	514
30	357.3	60.1	590
32	408.8	68.4	671
34	468.2	77.2	757
36	514.5	86.6	849
38	578.6	96.4	946
40	635.2	106.9	1048
42	700.3	117.8	1155
44	768.5	129.3	1268

These tables are for guidance purposes only with no guarantee or warranty (express or implied) as to its accuracy. The products described may be subject to change without notice, and should not be relied on without further advice from Bekaert. The cross section image is for reference only. Actual cross sections vary due to diameter. Visit www.ropes.bekaert.com for the most up-to-date information. All products are available with 'Zincal' or Bezinal 3000.


Products

Dyform® 6 Starfish



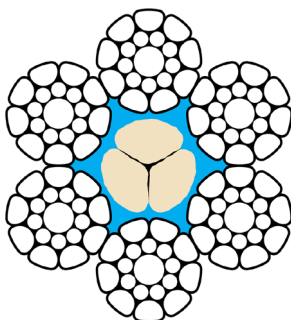
High strength and proven extended rope life – preventing core corrosion and maintaining design diameter.

**6x19S (9/9/1)
IWRC**



Diameter mm	Weight kg/100m	Minimum breaking load	
		tonnes	kN
24	270.5	41.0	402
26	310.9	46.6	457
28	353.5	52.9	519
30	399.1	61.7	605
32	470.6	71.0	696
34	516.8	85.5	838
36	586.9	91.7	899
38	648.6	102.0	1000
40	690.9	109.9	1078
42	773.9	123.1	1207
44	869.5	134.3	1317

**6x19S (9/9/1)
FIBRE CORE**



Diameter mm	Weight kg/100m	Minimum breaking load	
		tonnes	kN
24	227.8	34.3	336
26	267.4	39.9	391
28	307.6	48.5	476
30	352.1	55.4	543
32	414.5	66.3	650
34	459.8	73.7	723
36	528.1	84.6	830
38	579.4	92.9	911
40	656.0	105.1	1031
42	714.8	114.6	1124
44	776.2	124.4	1220

These tables are for guidance purposes only with no guarantee or warranty (express or implied) as to its accuracy. The products described may be subject to change without notice, and should not be relied on without further advice from Bekaert. The cross section image is for reference only. Actual cross sections vary due to diameter. Visit www.ropes.bekaert.com for the most up-to-date information. All products are available with 'Zincal' or Bezinal 3000.


Products

Dyform[®] 6




High strength and proven extended rope life - preventing core corrosion and maintaining design diameter.

6x26WS (10/5&5/5/1) FIBRE CORE



Diameter mm	Weight kg/100m	Minimum breaking load	
		tonnes	kN
16	103.3	17.1	168
18	129.1	21.6	212
20	159.7	26.7	262
22	191.7	32.3	317
24	224.8	38.5	377
26	271.5	45.1	443
28	317.4	52.4	514
30	357.3	60.1	590
32	408.8	68.4	671
34	468.2	77.2	757
36	514.5	86.6	849
38	578.6	96.4	946
40	635.2	106.9	1048
42	700.3	117.8	1155
44	768.5	129.3	1268

6x26WS (10/5&5/5/1) IWRC



Diameter mm	Weight kg/100m	Minimum breaking load	
		tonnes	kN
16	115.5	19.1	187
18	145.3	24.1	237
20	183.0	29.8	292
22	216.6	36.0	353
24	254.7	42.9	420
26	307.2	50.3	493
28	351.7	58.4	572
30	403.8	67.0	657
32	461.1	76.2	748
34	527.2	86.0	844
36	599.4	96.5	946
38	661.1	107.5	1054
40	725.4	119.1	1168
42	799.3	131.3	1288
44	876.3	144.1	1413

These tables are for guidance purposes only with no guarantee or warranty (express or implied) as to its accuracy. The products described may be subject to change without notice, and should not be relied on without further advice from Bekaert. The cross section image is for reference only. Actual cross sections vary due to diameter. Visit www.ropes.bekaert.com for the most up-to-date information. All products are available with 'Zincal' or Bezinal 3000.

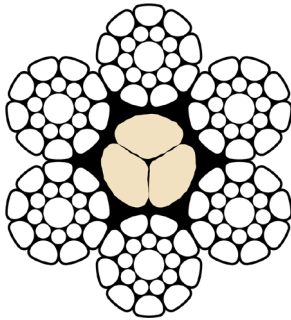
Products

Dyform[®] 6 SeaPurse




Specially designed purse wires with large outer wires for increased abrasion resistance and a smooth surface suitable for purse rings.

**6x19S (9/9/1)
FIBRE CORE**



Diameter mm	Weight kg/100m	Minimum breaking load	
		tonnes	kN
14	79.3	11.8	115
16	105.5	17.4	170
18	131.5	18.6	182
20	159.2	22.9	224
22	192.7	32.1	315
24	231.1	38.2	374
26	269.1	44.8	439
28	310.5	52.0	510
30	358.5	59.7	585

**6x19S (9/9/1)
IWRC**



Diameter mm	Weight kg/100m	Minimum breaking load	
		tonnes	kN
18	144.7	21.3	209
20	182.7	26.5	260
22	219.1	31.0	317
24	256.7	39.4	377
26	305.4	46.6	443
28	350.4	58.4	514
30	415.9	62.2	590

These tables are for guidance purposes only with no guarantee or warranty (express or implied) as to its accuracy. The products described may be subject to change without notice, and should not be relied on without further advice from Bekaert. The cross section image is for reference only. Actual cross sections vary due to diameter. Visit www.ropes.bekaert.com for the most up-to-date information. All products are available with 'Zincal' or Bezinal 3000.

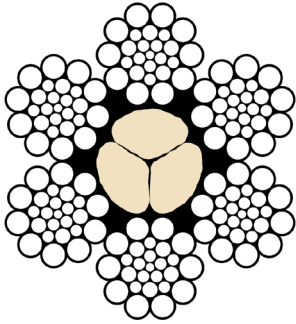
Products

Seabeam




Proven design for all Beam Trawling applications.

6x26WS (10/5&5/5/1) FIBRE CORE



Diameter mm	Weight kg/100m	Minimum breaking load	
		tonnes	kN
22	174.4	25.7	252
24	202.9	30.5	300
26	240.6	35.8	352
28	280.7	41.6	408
30	324.6	47.7	468
32	362.6	54.3	532

6x26WS (10/5&5/5/1) IWRC



Diameter mm	Weight kg/100m	Minimum breaking load	
		tonnes	kN
22	199.4	27.6	271
24	236.5	32.9	323
26	276.2	38.6	379
28	320.5	44.8	439
30	369.7	51.4	504
32	415.0	58.5	573

These tables are for guidance purposes only with no guarantee or warranty (express or implied) as to its accuracy. The products described may be subject to change without notice, and should not be relied on without further advice from Bekaert. The cross section image is for reference only. Actual cross sections vary due to diameter. Visit www.ropes.bekaert.com for the most up-to-date information. All products are available with 'Zincal' or Bezinal 3000.

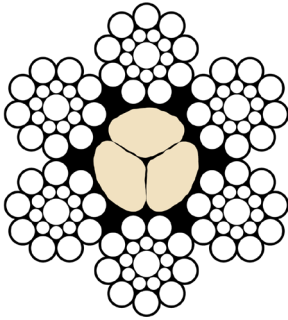
Products

Marblue




Large outer wires for increased wear and abrasion resistance.

6x19S (9/9/1) FIBRE CORE



Diameter mm	Weight kg/100m	Minimum breaking load	
		tonnes	kN
14	70.3	10.4	102
16	90.9	14.9	146
18	116.8	18.8	185
20	144.2	23.2	228
22	175.1	25.6	276
24	205.4	33.5	328
26	241.4	39.3	385
27	261.8	42.4	416
28	279.2	45.6	447
30	315.6	52.3	513
32	370.0	59.5	584

6x19S (9/9/1) IWRC



Diameter mm	Weight kg/100m	Minimum breaking load	
		tonnes	kN
14	82.7	12.6	123
16	102.0	16.1	157
18	128.9	20.3	199
20	164.6	25.1	246
22	199.7	30.4	298
24	235.4	36.1	354
26	276.9	42.4	416
27	294.9	45.7	448
28	318.9	49.2	482
30	383.2	56.4	554
32	411.0	64.2	630

These tables are for guidance purposes only with no guarantee or warranty (express or implied) as to its accuracy. The products described may be subject to change without notice, and should not be relied on without further advice from Bekaert. The cross section image is for reference only. Actual cross sections vary due to diameter. Visit www.ropes.bekaert.com for the most up-to-date information. All products are available with 'Zincal' or Bezinal 3000.

Products

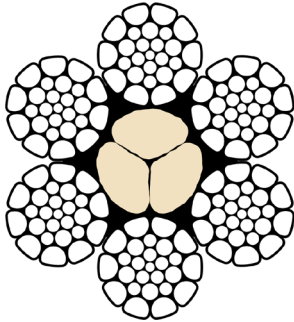
Pacific Blue Plus



Compacted rope

6x26WS (10/5&5/5/1)
(also available in 6x19S)


FIBRE CORE



Diameter mm	Weight kg/100m	Minimum breaking load	
		tonnes	kN
14	80.4	13.7	135
16	103.3	17.1	168
18	129.1	21.6	212
20	159.7	26.7	262
22	191.7	32.3	317
24	224.8	38.5	377

6x26WS (10/5&5/5/1)
(also available in 6x19S)

IWRC



Diameter mm	Weight kg/100m	Minimum breaking load	
		tonnes	kN
14	90.0	14.9	146
16	115.5	19.1	187
18	145.3	24.1	237
20	183.0	29.8	292
22	216.6	36.0	353
24	254.7	42.9	420

These tables are for guidance purposes only with no guarantee or warranty (express or implied) as to its accuracy. The products described may be subject to change without notice, and should not be relied on without further advice from Bekaert. The cross section image is for reference only. Actual cross sections vary due to diameter. Visit www.ropes.bekaert.com for the most up-to-date information. All products are available with 'Zincal' or Bezinal 3000.

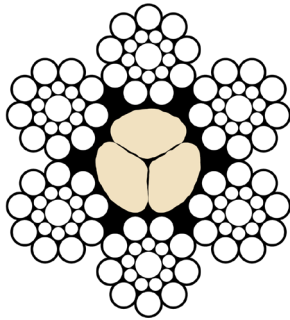


Products

Pacific Blue


Large outer wires for increased wear and abrasion resistance.

**6x19S (9/9/1)
FIBRE CORE**



Diameter mm	Weight kg/100m	Minimum breaking load	
		tonnes	kN
14	70.3	10.4	102
16	90.9	14.9	146
18	116.8	18.8	185
20	144.2	23.2	228
22	175.1	25.6	276
24	205.4	33.5	328

**6x19S (9/9/1)
IWRC**



Diameter mm	Weight kg/100m	Minimum breaking load	
		tonnes	kN
14	82.7	12.6	123
16	102.0	16.1	157
18	128.9	20.3	199
20	164.6	25.1	246
22	199.7	30.4	298
24	235.4	36.1	354

These tables are for guidance purposes only with no guarantee or warranty (express or implied) as to its accuracy. The products described may be subject to change without notice, and should not be relied on without further advice from Bekaert. The cross section image is for reference only. Actual cross sections vary due to diameter. Visit www.ropes.bekaert.com for the most up-to-date information. All products are available with 'Zincal' or Bezinal 3000.

Product Safety

Instructions and warnings on the use of steel wire rope

The following instructions and warnings combine to form guidance on product safety and are intended for use by those with a working knowledge of steel wire rope as well as the new user. They should be read, followed and passed on to others.

Failure to read, understand and follow these instructions could result in harmful and damaging consequences.

A “Warning” statement indicates a potential hazardous situation which could result in a significant reduction in rope performance and/or put at risk, either directly or indirectly, the safety or health of those persons within the danger zone of the rope and its associated equipment.

Storage

Unwrap the rope and examine immediately after delivery to verify that it is in accordance with the details on delivery documents.




Fig 1.

Measurement of rope diameter should be carried out as shown in Fig 1.

Select a clean, well ventilated, dry area for storage, cover with waterproof material if conditions preclude inside storage. Rotate the reel periodically during long periods of storage, particularly in warm environments, to prevent migration of lubricant from the rope.



Warning

Never store wire rope in areas subject to elevated temperatures as this may seriously affect its future performance. In extreme cases its original as-manufactured strength may be severely reduced rendering it unfit for safe use. Support the reel clear of the floor so that there is a clear passage of air under the reel. Ensure that the rope is stored where it is not likely to be affected by chemical fumes, steam or other corrosive agents.

Failure to do so may result in the rope becoming contaminated with foreign matter and start the onset of corrosion before the rope is put to work. Ensure the rope is stored and protected in such a way that it will not be exposed to accidental damage either during storage or in placing the rope into or taking it out of storage.

Handling and Installation

Handling, similar to installation of the rope, should be carried out in accordance with a detailed plan and should be supervised by a competent person. Suitable protective clothing and equipment should be worn.

Before Installation

Examine the rope visually to ensure that no damage or deterioration has occurred during storage or transportation. Check the working area for potential hazards that may affect the safe installation of the rope. Check the condition of the rope related equipment on the vessel. Include the following:

Drum

Check the general condition of the winch drum to ensure that it is in good condition with no damage or areas that will cause damage to the rope.

Sheaves (Pulleys)

Ensure that the groove is the correct shape and size for the new rope. Check that sheaves are free to rotate and in good condition. When a new rope is fitted a variation in size compared with the old worn rope will be apparent. The new rope may not fit correctly into the previously worn groove profile and unnecessary wear and rope damage may occur. This may be remedied by machining out the grooves before the new rope is fitted. Before this is done care should be taken to ensure that sufficient material is present to maintain strength in the sheave after machining.

Structure

Ensure that no part of the vessel's steelwork is positioned such that it will lie in the path of the rope between the installation drum and winch.

Installation

Installation of the rope should be carried out in the following manner:

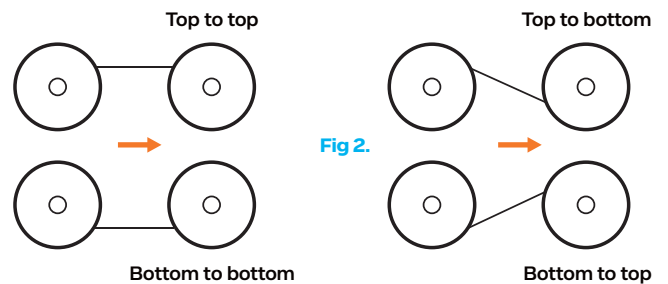
Place the reel in a suitable stand that allows it to rotate and be braked to avoid overrun during installation. The rope must be transferred from reel to winch drum in the correct manner, top to top or bottom to bottom. **Fig 2.**



Correct



Incorrect



Warning

Incorrectly supervised handling and installation procedures may result in serious injury to persons in the vicinity of the operation as well as those directly involved in the process.

Failure to carry out any of the above could result in unsatisfactory and unsafe rope performance.

Proper method of locating rope anchorage point on a plain drum

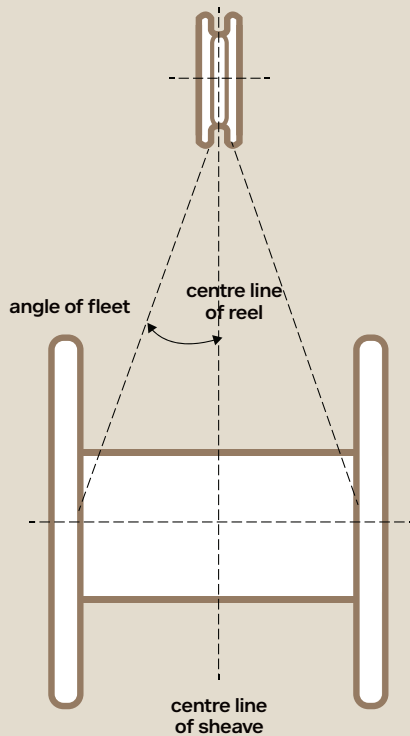


Fig 3.

The reel stand should be positioned to maintain a maximum fleet angle of 1.5 degrees. Correct block alignment and control of fleet angle is essential to avoid inducing “turn” in the rope **Fig 3.**

The direction of spooling on the drum is important and should be related to the direction of lay of the rope to ensure close spooling. The correct method of locating the rope anchorage point on the winch drum is shown in **Fig 4.**

When transferring a rope on to a plain or smooth drum, it is essential that the first (bottom) layer of rope is installed correctly as this layer provides the grooving for any subsequent layer of rope wound over the top of it.

The rope wraps should be installed uniformly under tension* avoiding any gaps between the wraps as **Fig 5.**

*Bridon® Steel Wire Ropes by Bekaert should be installed with a back tension between 5% and 10% of the rope’s minimum breaking force.

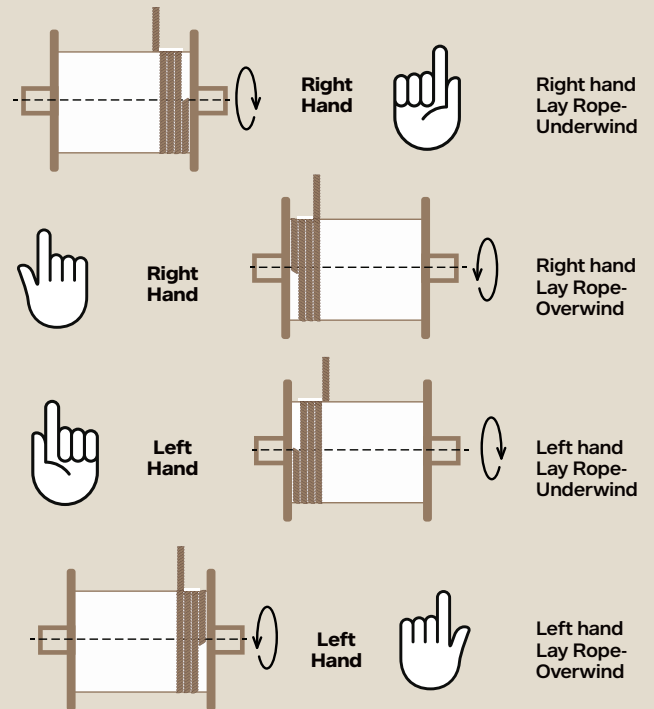


Fig 4.

A soft hammer or piece of wood may be used to carefully knock the rope together during installation to ensure they are tight; however, excessive force should be avoided.

Any gaps left at the ends should be spread out evenly over the width of the drum using soft packing to prevent subsequent movement. Once installed correctly this bottom layer should not be unwound.

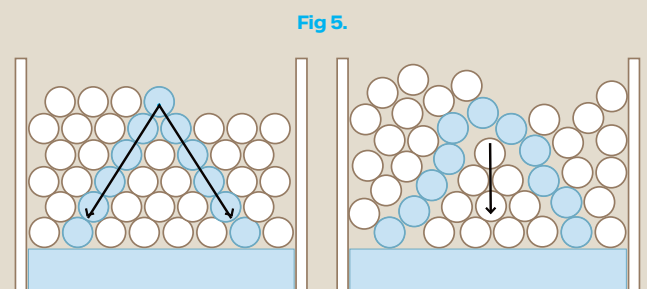


Fig 5.



Warning

Any looseness or uneven spooling will result in one or all of the following:- excessive wear, crushing and distortion of the rope, a reduction in rope performance, and a reduction in the strength of the rope. In addition, it will be more difficult for the operator to control the load as the rope is more likely to spool incorrectly and pull into underlying layers, resulting in shock loading and damage to the rope, **Fig.5.**



Warning

Care must be taken to avoid free end rotation of the rope end, which may cause un-laying or elongation. Take particular care when the rope has to be cut. Apply secure servings on both sides of the cut mark using wire or strong twine. Each serving should be at least two rope diameters. Fig 6.

Arrange and position the rope in such a manner that when cut the rope ends will remain in position, avoiding any backlash or other undesirable movement. Failure to control could result in injury.



Warning

Rope produced from carbon steel wires in the form shipped is not considered a health hazard. During subsequent processing (e.g. cutting, grinding and cleaning) dust and fumes may be produced which contain elements that may affect exposed workers. Ideally cut the rope with an abrasive disc cutter, other suitable mechanical and hydraulic shearing equipment may be used if necessary. Ensure adequate ventilation during cutting to avoid any build up of fumes from the rope or any of its constituents.



Warning

Some special ropes contain synthetic material which, when heated to temperatures above normal processing temperatures may decompose and give off toxic fumes.

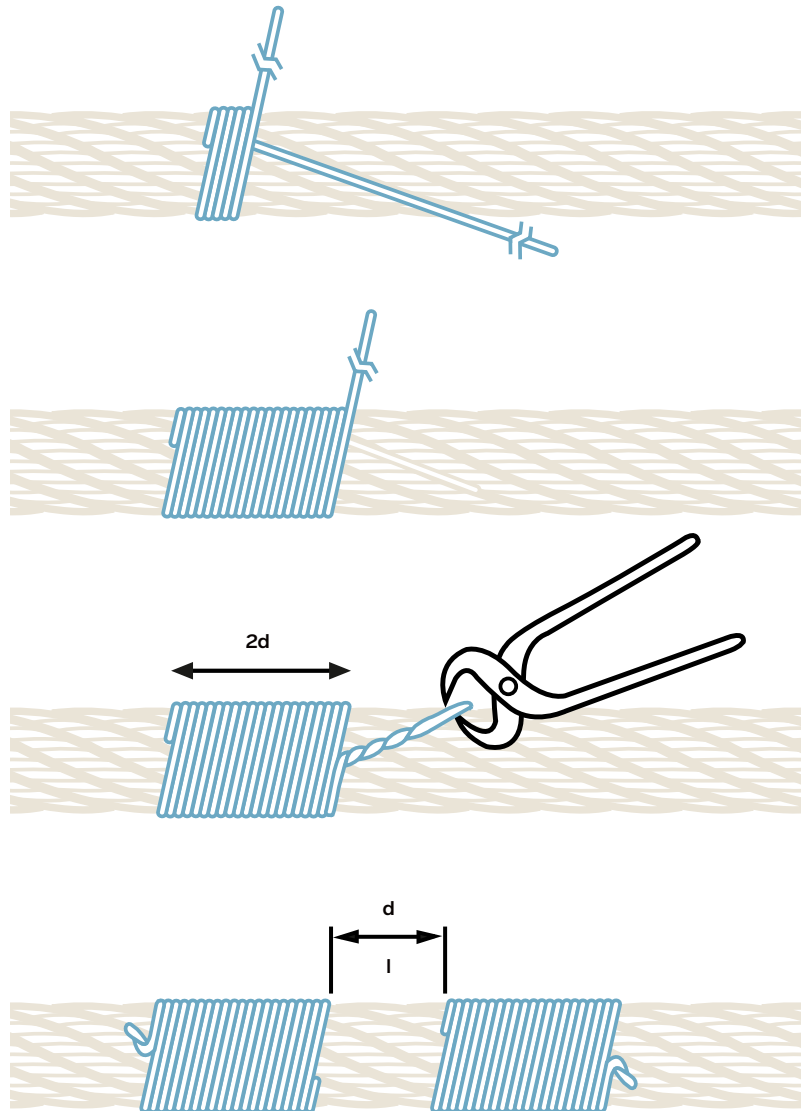


Fig 6.

d=diameter



B

Unless otherwise indicated, all trademarks mentioned in this brochure are registered trademarks of NV Bekaert SA or its subsidiaries. © Bekaert 2025
Responsible editor: NV Bekaert SA - 05 2025

Contact us

NV Bekaert SA,
Bekaertstraat 2,
8550 Zwevegem - Belgium

www.ropes.bekaert.com